

The Sendai Museum Experience


01



Edition Theme

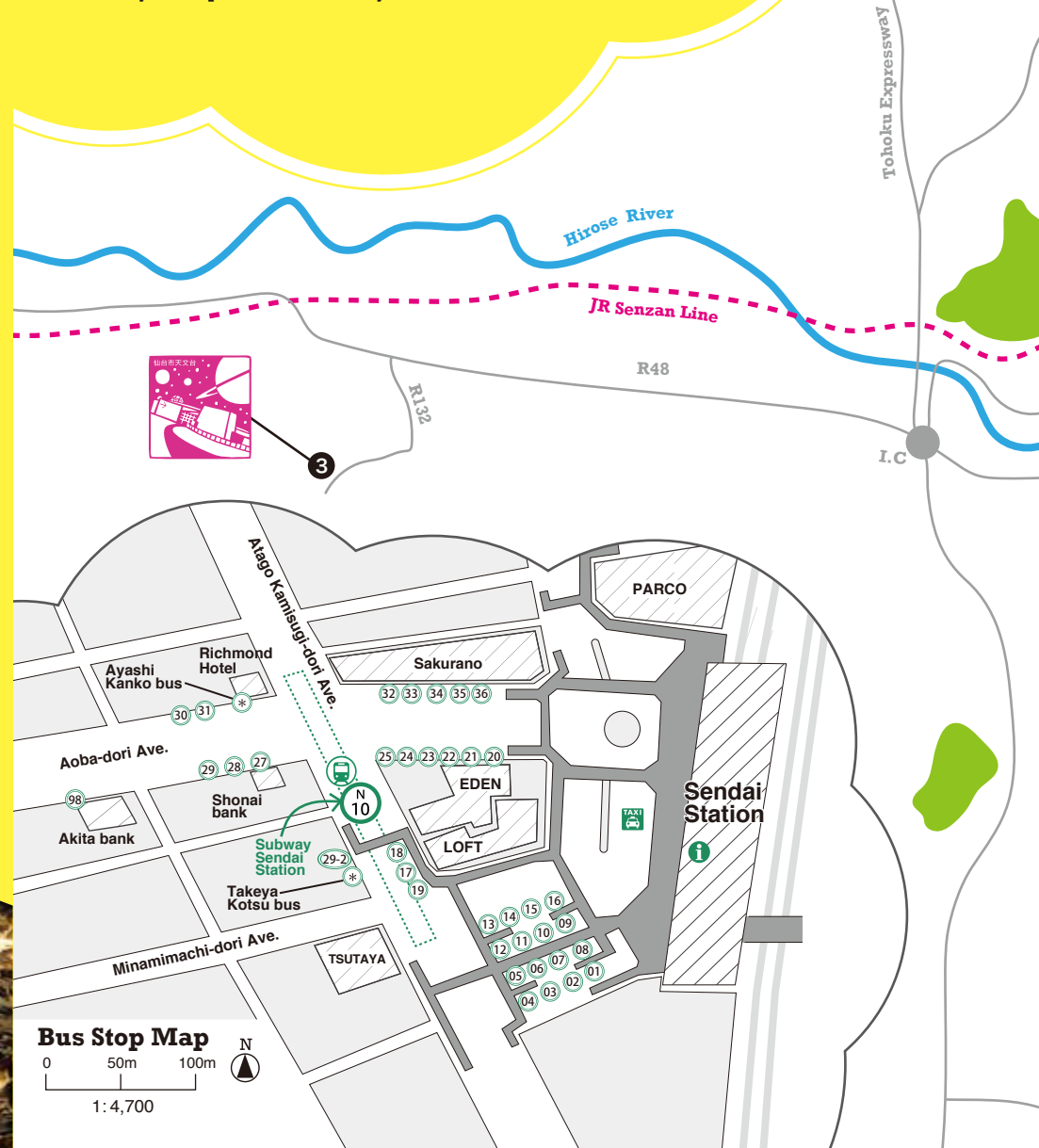
More Than Just Seeing

Museums Offering Workshops and Sensory Experiences



The Sendai Museum Experience

This leaflet is designed to support you in enjoying museums in Sendai, and is specifically designed for foreign visitors and residents in Japan. One side provides you with basic information, such as a list of museums and a map of the area, while the other side offers you a more casual, first-hand museum report from foreigners living in Sendai, sharing with you the charms of the museums from a foreign perspective. Sendai's wide and rich variety of museums is one of its highlights. We hope this leaflet will enrich your experience in the city!



Sendai Museum Map



0 1km 2km

1: 60,000



- a:** Sendai City War Reconstruction Memorial Hall
(仙台市戦災復興記念館)
- b:** Sendai Castle Guidance Facility
(仙台城見聞館)
- c:** Aoba Castle Museum
(歴史博物館青葉城資料展示館)
- d:** ZUIHODEN
(瑞鳳殿)
- e:** Museum of Kamei Collection
(カメイ美術館)
- f:** Tohoku Gakuin University Museum
(東北学院大学博物館)
- g:** Fukushima Art Museum
(福島美術館)



Interpretation Support Hotline

Provided by Sendai International Relations Association (SIRA)

A language "first aid kit"

Tel: 022-224-1919

(Sendai International Center Koryu Corner)

For travel information, basic questions about daily life, and to bridge communication gaps between the Japanese and you.

The service is available:

- from 9:00 a.m. to 8:00 p.m.

- in English, Chinese, Korean, Tagalog, Portuguese and Vietnamese.

*Interpretation service is free of charge. Normal telephone charges apply.

SMMA Museum Map Online

www.smma.strikingly.com

Google Maps-based English maps and addresses of the SMMA museums are available online, as well. The website is compatible with multiple devices and will assist you in getting to the museums in a variety of situations, from collecting information on your PC before coming to Sendai to getting directions along the way on your tablet or smartphone.



Published by SENDAI MIYAGI MUSEUM ALLIANCE

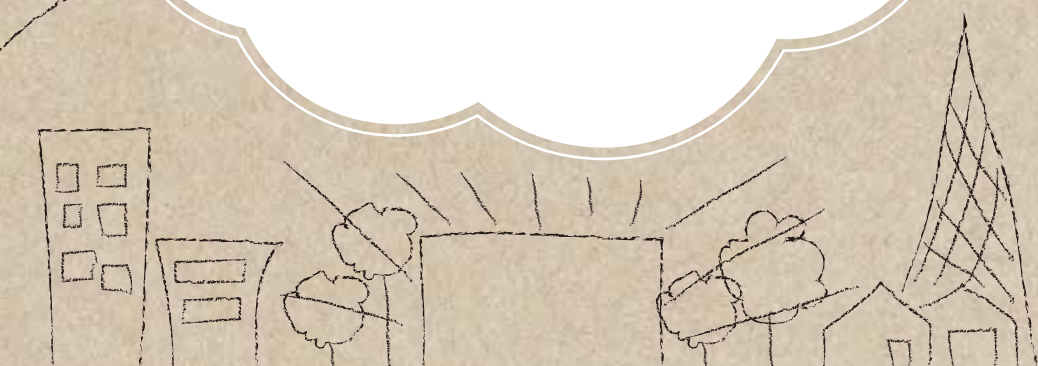
In collaboration with Sendai International Relations Association (SIRA)

Date of Issue: January 2015

Supported by the Agency for Cultural Affairs Government of Japan in fiscal 2014 

Museums

With a unique history as one of the prominent cities in the Tohoku region and richly diverse geographical features, Sendai is a multi-layered, kaleidoscopic city. And it is museums that best embody the city's diversity and dynamism. From Paleolithic stone tools to cutting-edge contemporary art, from an underground forest to stars in the daytime, museums are there to take you on the wonderful journey of curiosity.



Please note that almost all museums:

- * 1) Have discounts for groups, youth / children and international students. Also, additional admission fees may apply for special exhibitions and events.
- * 2) Are open on national holidays, even when they fall on the museum's closed days. The museum will be closed on the following day instead.
- * 3) Are closed from the end of December to early January. Please inquire for further details.

Symbols used

- | | | | | | |
|--|-----------------------------------|--|------------------------|---------------------|-------------|
| | Nursing Room | | Shop | | Guided Tour |
| | Barrier-Free Toilet | | Coin-Operated Lockers | | Audio Guide |
| | Wheelchairs Available | | Parking | | Pamphlet |
| | Wheelchair Access | | Bicycle Parking | | Signpost |
| | Guide Dog / Assistance Dog Access | | Nearest Subway Station | | Description |
| | Restaurant | | Bus Stop Number | EN : English | |
| | Café | | | CH : Chinese | |
| | | | | KR : Korean | |

1 3M Sendai City Science Museum

スリーエム仙台市科学館



Located in the lush Dainohara Forest Park, there are 3 exhibition rooms for natural history, science and technology, and lifestyle.

4-1 Dainohara Shinrin Koen, Aoba-ku, Sendai 981-0903

Tel: 022-276-2201 Fax: 022-276-2204

Opening Hours: 9:00 a.m.-4:45 p.m. (last admission 4:00 p.m.)

Closed Days: Mondays, the 4th Thursday of every month * 2 * 3

Admission: 500 yen * 1

Access: 5 minute walk from Asahigaoka station on the Namboku subway line.



7 Sendai City Museum of History and Folklore

仙台市歴史民俗資料館



This museum introduces the lifestyle and history of Sendai since the Meiji era, in the oldest wooden western-style building in the prefecture, which previously served as an army barracks.

3-7 Gorin 1-chome, Miyagino-ku, Sendai 983-0842 (in Tsutsujigaoka Park)

Tel: 022-295-3956 Fax: 022-257-6401

Opening Hours: 9:00 a.m.-4:45 p.m. (last admission 4:15 p.m.)

Closed Days: Mondays, the 4th Thursday of every month * 2 * 3

Admission: 200 yen * 1

Access: 5 minute walk from JR Tsutsujigaoka station on the Senseki line. 10 minutes by bus from bus stop No.18 at Sendai Station West exit or from bus stops No. 32, 34-36. Get off at 'Haranomachi 1-chome' bus stop, then walk for 7 minutes.



2 Sendai City Jomon Site Park

仙台市縄文の森広場



This museum has restored a village that dates back to the Jōmon era, excavated at the historic ruins of Yamadauenodai. It offers workshops such as making earthenware.

10-1, Yamada Uenodai-cho, Taihaku-ku, Sendai 982-0815

Tel: 022-307-5665 Fax: 022-743-6771

Opening Hours: 9:00 a.m.-4:45 p.m. (admission until 4:15 p.m., workshop reception hours: 9:00 a.m.-12:00 p.m., 12:30 p.m.-3:00 p.m.)

Closed Days: Mondays, the 4th Thursday of every month * 2 * 3

Admission: 200 yen * 1

Access: 30 minutes by bus from bus stop No.7 or 8 (outside Sendai Station West exit). Get off at the 'Yamada Taihaku Shobosho-mae' bus stop, then walk for 5 minutes.



8 Sendai Literature Museum

仙台文学館



This museum introduces historic writers since the Meiji period: Bansui Doi, Tōson Shimazaki, and Hisashi Inoue, the first museum director, as well as currently active writers.

7-1 Kitane 2-chome, Aoba-ku, Sendai 981-0902

Tel: 022-271-3020 Fax: 022-271-3044

Opening Hours: 9:00 a.m.-5:00 p.m. (last admission 4:30 p.m.)

Closed Days: Mondays, the 4th Thursday of every month * 2 * 3

Admission: 400 yen * 1

Access: 20 minutes by bus (excluding express buses) from bus stop No. 20, 21, 22 or 23 at Sendai Station West exit. Get off at the 'Kitane 2-chome / Bungakukan-mae' bus stop, then walk for 5 minutes.



3 Sendai Astronomical Observatory 仙台市天文台



A comprehensive astronomical exhibition gallery equipped with a planetarium, astronomic exhibition rooms and a 1.3 m diameter telescope named Hitomi.

29-32 Nishikigaoka 9-chome, Aoba-ku, Sendai 989-3123
Tel: 022-391-1300 Fax: 022-391-1301

Opening Hours: 9:00 a.m.-5:00 p.m. (Saturday until 9:30 p.m., exhibition room until 5 p.m.). Last admission is 30 minutes before closing time.

Closed Days: Wednesdays, the 3rd Tuesday of every month *2*3

Admission: Exhibition Room 600 yen; Planetarium 600 yen; Exhibition Room + Planetarium (1 time) 1,000 yen *1

Access: 30 minutes by Ayashi Kanko bus from the bus stop in front of Richmond Hotel, near Sendai Station. Get off at the 'Nishikigaoka 7-chome Kita / Tenmondai Iriguchi' bus stop then walk for 5 minutes.

Takeya Kotsu bus "Akiu-Kawasaki West Sendai Liner" leaves from Sendai Station West exit. Get off at the 'Sendai-shi Tenmondai' bus stop (the bus stops only when the observatory is open), which is right in front of the facility. Passengers with seat reservations have priority.



4 Sendai City Tomizawa Site Museum 仙台市富沢遺跡保存館 (地底の森ミュージアム)



(Chitei-no-Mori Museum)

仙台市富沢遺跡保存館 (地底の森ミュージアム)

Traces of life from 20,000 years ago, found in the Tomizawa historic ruins, have been preserved and are open to the public.

3-1 Nagamachi-minami 4-chome, Taihaku-ku, Sendai 982-0012

Tel: 022-246-9153 Fax: 022-246-9158

Opening Hours: 9:00 a.m.-4:45 p.m. (last admission 4:15 p.m.)

Closed Days: Mondays, the 4th Thursday of every month *2*3

Admission: 400 yen *1

Access: 5 minute walk from Nagamachi-minami station on the Namboku subway line.



5 Sendai City Museum 仙台市博物館



This museum houses materials related to Sendai's history, culture and arts and crafts, including cultural assets donated by the Date family. Approximately 1,000 items are permanently exhibited.

26 Kawauchi, Aoba-ku, Sendai 980-0862

Tel: 022-225-3074 Fax: 022-225-2558

Opening Hours: 9:00 a.m.-4:45 p.m. (last admission 4:15 p.m.)

Closed Days: Mondays *2*3

Admission: 400 yen *1

Access: 10 minutes by bus from bus stop No. 9 in front of Sendai Station West exit. Get off at the 'Hakubutsukan / Kokusai Center-mae' bus stop, then walk for 3 minutes. You can also use the 'Loople Sendai' sightseeing bus.



6 Sendai Yagiyama Zoological Park 仙台市八木山動物公園



Almost 500 animals from all over the world are displayed according to their habitat and taxonomy.

43 Yagiyama Honcho 1-chome, Taihaku-ku, Sendai 982-0801

Tel: 022-229-0631 Fax: 022-229-8419

Opening Hours: From March to October 9:00 a.m.-4:45 p.m. (last admission 4:00 p.m.). From November to February 9:00 a.m.-4:00 p.m. (last admission 3:00 p.m.)

Closed Days: Mondays *2*3

Admission: 400 yen *1

Access: 25 minutes by bus from bus stop No. 9, 11 or 12 from Sendai Station West exit. Get off at the 'Dobutsu Koen-mae' bus stop.



9 sendai mediatheque せんだいメディアテーク



This facility offers citizens activities related to art and visual culture, and is furnished with libraries, galleries and studios, as well as serving other functions.

2-1 Kasugamachi, Aoba-ku, Sendai 980-0821

Tel: 022-713-3171 Fax: 022-713-4482

Opening Hours: 9:00 a.m.-10:00 p.m. (some services may have varying opening times)

Closed Days: The 4th Thursday of every month, except for December *3

Admission: Free (Exhibitions and special events may charge admission)

Access: 10 minutes by bus from Sendai Station West exit bus stop No. 29. Get off at the "mediatheque" bus stop. You can also walk from Kōtōdai-kōen subway station on the Namboku subway line (6 minutes). Alternatively, you can use the 'Loople Sendai' sightseeing bus.



10 The Tohoku University Museum 東北大学総合学術博物館



Rare fossils, minerals, earthenware, stone tools, skeletal specimens, foraminifers, corals and other items gathered from all over the world by university researchers are exhibited.

6-3 Aramaki Aza-Aoba, Aoba-ku, Sendai 980-8578

Tel: 022-795-6767 Fax: 022-795-6767

Opening Hours: 10:00 a.m.-4:00 p.m.

Closed Days: Mondays, the Obon period (mid-August), the last Sunday in August *2*3

Admission: 150 yen *1

Access: From Sendai Station West exit, take the bus from bus stop No. 9 for 20 minutes and get off at the 'Rigakubu Shizenshi Hyohonkan-mae' bus stop, then walk for 1 minute. Alternatively, you can get off at the 'Joho Kagaku Kenkyuka-mae' bus stop, then walk for 4 minutes. You can also use the 'Loople Sendai' sightseeing bus.



11 Tohoku Fukushi University Serizawa Keisuke Art and Craft Museum 東北福祉大学富沢銚介美術工芸館



This museum presents the works of dye artist Keisuke Serizawa, a living national treasure and representative of Japan, in addition to the artworks he collected from around the world.

8-1 Kunimi 1-chome, Aoba-ku, Sendai 981-8522

Tel: 022-717-3318 Fax: 022-717-3324

Opening Hours: 10:00 a.m.-4:30 p.m. (last admission 4:00 p.m.)


Closed Days: Sundays and national holidays, exhibition changing periods *3

Admission: 300 yen *1

Access: Get off the JR Senzan line at Tohoku Fukushidai-mae station and walk for 10 minutes. At the West exit of Sendai Station, you can also take the bus from bus stop No. 24 or 25 for 25 minutes, then get off at 'Tohoku Fukushidai-mae' bus stop.



12 The Miyagi Museum of Art 宮城県美術館



A collection of modern and contemporary Japanese art, including artwork from the Tohoku region, and works by overseas artists such as Kandinsky and Klee. You can also have a hands-on art experience in the studios.

34-1 Kawauchi-Motohasekura, Aoba-ku, Sendai 980-0861

Tel: 022-221-2111 Fax: 022-221-2115

Opening Hours: 9:30 a.m.-5:00 p.m. (Tickets sold until 4:30 p.m.)

Closed Days: Mondays *2*3

Admission: 300 yen *1

Access: Take the bus from bus stop No. 16 at Sendai Station West exit for 15 minutes and get off at the 'Niko / Miyagiken Bijutsukan-mae' bus stop. You can also use the 'Loople Sendai' sightseeing bus.

